

Scaled data based on original data using
LM-79-08 Approved Method: Electrical and Photometric Measurements of Solid-
State Lighting Products

Test Report Prepared for
Cooper Lighting Solutions
(formerly Eaton)

Brand: McGRAW-EDISON

Report Number: P941830

Luminaire Tested: **GALN-SB5C-760-U-5WQ**

Issue Date: 1/21/2025

Test Information

Test Method: LM-79-08
Report Number: P941830
TEST IS SCALED FROM IESNA LM-79-08 TEST DATA (G2-2405-108-1)
Test Lab: INNOVATION CENTER
Issue Date: 1/21/2025
Manufacturer: COOPER LIGHTING SOLUTIONS (FORMERLY EATON)
Product Line: McGRAW-EDISON
Catalog Number: GALN-SB5C-760-U-5WQ
Description: GALLEON AREA AND ROADWAY HIGH DENSITY LED LUMINAIRE
(5) 70 CRI, 5700K, 615mA LIGHTSQUARES WITH 26 LEDS EACH AND TYPE V WIDE OPTICS
Light Source: -
Ballast/Driver: -

Summary

Lumens per Lamp: N/A
Luminaire Lumens: 40484 lumens
Efficiency: N/A
Efficacy: 162.3 lumens/watt
Luminous Opening: Rectangular (W 1.5' x L: 1' x H: 0')
IES Classification: Type V - Short
BUG Rating: B5 - U0 - G4

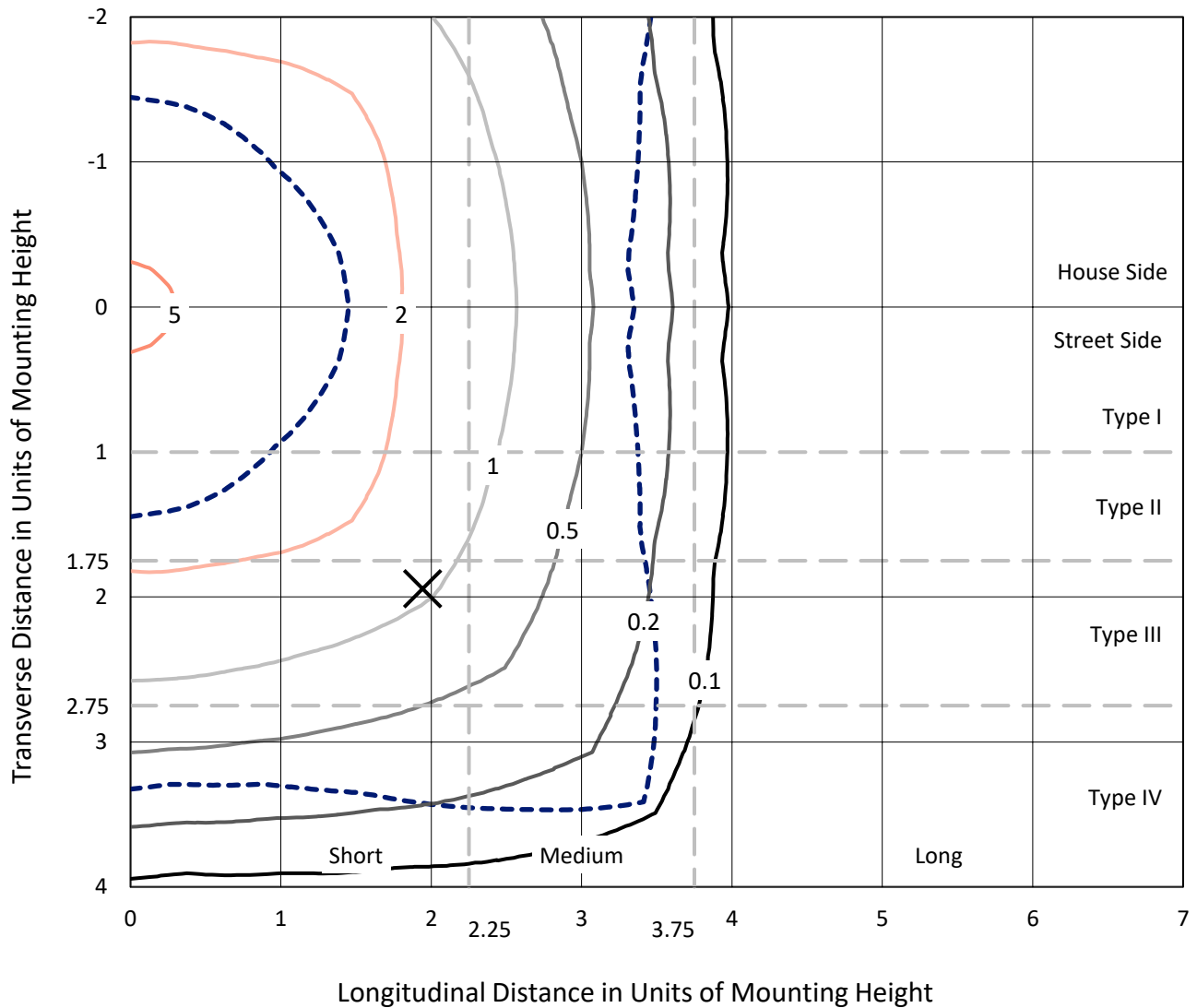
Input Watts (W): 249.5
Input Voltage (V): NR
Input Current (Ain): NR
Voltage Rise (V): NR
Power Factor: NR
Total Harmonic Distortion (THDi): NR
Frequency (hertz): 60
Stabilization Time: NR
Operation Time: NR
Ambient Temperature (°C): NR
Test Distance: 24 FT



REPORT NUMBER: P941830
 CATALOG NUMBER: GALN-SB5C-760-U-5WQ

Iso-Footcandle Lines of Horizontal Illumination

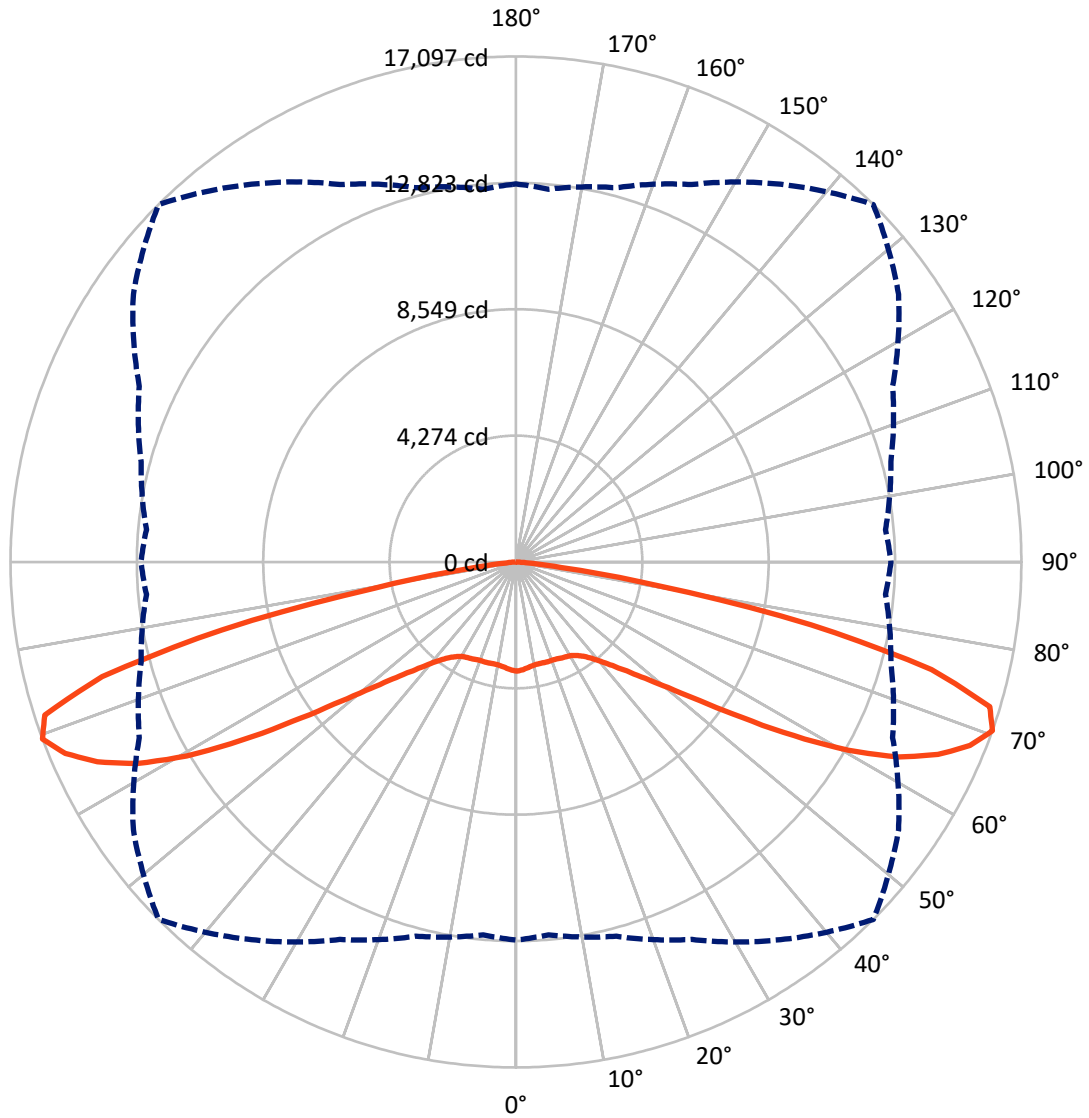
✕ Max cd
 - - - 1/2 Max cd



Based on 25 foot mounting height. Maximum calculated value = 5.9 fc
 Type V - Short - N/A

REPORT NUMBER: P941830
CATALOG NUMBER: GALN-SB5C-760-U-5WQ

Luminous Intensity Polar Plot



— Vertical Plane Through 45-Deg Lateral - - - Horizontal Cone Through 70-Deg Vertical

REPORT NUMBER: P941830

CATALOG NUMBER: GALN-SB5C-760-U-5WQ

FLUX DISTRIBUTION:

		Downward	Upward	Total
House Side	Lumens	20242.0	0.0	20242.0
	% Fixture	50.0	0.0	50.0
Street Side	Lumens	20242.0	0.0	20242.0
	% Fixture	50.0	0.0	50.0
Total	Lumens	40484.0	0.0	40484.0
	% Fixture	100.0	0.0	100.0

ZONAL LUMENS:

Zone	Lumens	% Fixture
0°-10°	343.5	0.8
10°-20°	1008.7	2.5
20°-30°	1678.6	4.1
30°-40°	2538.6	6.3
40°-50°	4218.5	10.4
50°-60°	7960.2	19.7
60°-70°	13441.1	33.2
70°-80°	8832.2	21.8
80°-90°	462.7	1.1
90°-100°	0.0	0.0
100°-110°	0.0	0.0
110°-120°	0.0	0.0
120°-130°	0.0	0.0
130°-140°	0.0	0.0
140°-150°	0.0	0.0
150°-160°	0.0	0.0
160°-170°	0.0	0.0
170°-180°	0.0	0.0
0°-90°	40484.0	100.0
0°-180°	40484.0	100.0

Coefficient of Utilization



REPORT NUMBER: P941830

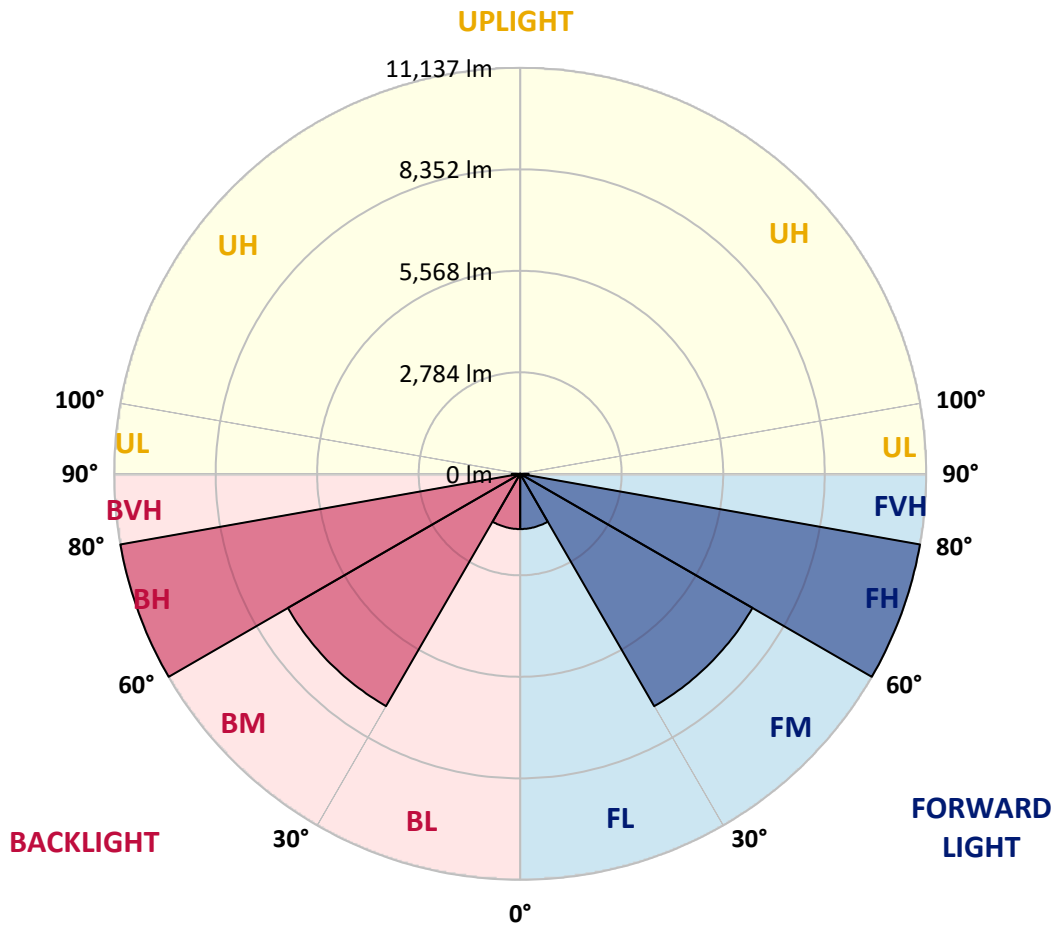
CATALOG NUMBER: GALN-SB5C-760-U-5WQ

LUMINAIRE CLASSIFICATION SYSTEM LUMEN TABLE AND BUG RATING:

Zone	Lumens	% Fixture	Zone Rating/Lumen Limit		
			B	U	G
FL (0°-30°)	1515.4	3.7			
FM (30°-60°)	7358.6	18.2			
FH (60°-80°)	11136.6	27.5			G4/12000
FVH (80°-90°)	231.4	0.6			G3/500
BL (0°-30°)	1515.4	3.7	B3/2500		
BM (30°-60°)	7358.6	18.2	B4/8500		
BH (60°-80°)	11136.6	27.5	B5		G4/12000
BVH (80°-90°)	231.4	0.6			G3/500
UL (90°-100°)	0.0	0.0		U0/0	
UH (100°-180°)	0.0	0.0		U0/0	

BUG Rating: B5-U0-G4

Type V Short



REPORT NUMBER: P941830

CATALOG NUMBER: GALN-SB5C-760-U-5WQ

CANDELA DISTRIBUTION (FULL):

	0°	5°	15°	25°	35°	45°	55°	65°	75°	85°
0°	3693.0	3693.0	3693.0	3693.0	3693.0	3693.0	3693.0	3693.0	3693.0	3693.0
2.5°	3669.8	3680.3	3676.1	3667.7	3667.7	3661.4	3667.7	3671.9	3678.2	3682.4
5°	3621.4	3629.8	3627.7	3621.4	3623.5	3617.2	3621.4	3627.7	3631.9	3634.0
7.5°	3579.3	3587.7	3583.5	3573.0	3573.0	3566.7	3568.8	3575.1	3581.4	3583.5
10°	3568.8	3577.2	3564.6	3547.8	3541.5	3533.0	3535.1	3541.5	3554.1	3560.4
12.5°	3573.0	3579.3	3566.7	3541.5	3535.1	3526.7	3526.7	3533.0	3549.9	3558.3
15°	3585.6	3592.0	3573.0	3545.7	3539.3	3533.0	3530.9	3539.3	3558.3	3573.0
17.5°	3608.8	3615.1	3585.6	3547.8	3539.3	3541.5	3539.3	3545.7	3575.1	3602.5
20°	3629.8	3634.0	3594.1	3547.8	3539.3	3541.5	3539.3	3552.0	3589.8	3627.7
22.5°	3636.1	3640.3	3602.5	3562.5	3556.2	3558.3	3556.2	3568.8	3604.6	3642.5
25°	3638.2	3644.6	3615.1	3583.5	3594.1	3598.3	3594.1	3596.2	3623.5	3657.2
27.5°	3669.8	3678.2	3650.9	3623.5	3629.8	3627.7	3634.0	3640.3	3661.4	3695.1
30°	3735.0	3741.4	3718.2	3690.9	3686.6	3671.9	3690.9	3711.9	3735.0	3764.5
32.5°	3842.4	3855.0	3825.5	3796.1	3777.1	3768.7	3783.4	3819.2	3850.8	3882.3
35°	4021.2	4029.6	4002.3	3947.6	3913.9	3913.9	3926.5	3972.8	4023.3	4063.3
37.5°	4273.7	4284.2	4235.9	4170.6	4120.1	4120.1	4137.0	4185.4	4261.1	4317.9
40°	4580.9	4595.7	4534.7	4467.3	4418.9	4410.5	4431.5	4486.3	4557.8	4629.3
42.5°	4951.3	4968.1	4888.2	4829.3	4791.4	4791.4	4801.9	4852.4	4917.6	5006.0
45°	5424.8	5454.2	5344.8	5285.9	5250.1	5258.5	5264.8	5309.0	5367.9	5468.9
47.5°	5988.7	6018.2	5902.4	5841.4	5835.1	5875.1	5849.8	5881.4	5912.9	6028.7
50°	6628.4	6678.9	6598.9	6594.7	6607.3	6681.0	6622.1	6638.9	6603.1	6676.8
52.5°	7411.2	7484.8	7470.1	7495.3	7636.3	7787.8	7653.2	7594.2	7459.6	7482.7
55°	8360.2	8471.7	8492.7	8644.3	8964.1	9273.4	8987.2	8749.5	8463.3	8410.7
57.5°	9439.7	9528.0	9629.0	9938.4	10536.0	11085.2	10536.0	10009.9	9559.6	9452.3
60°	10601.2	10710.6	10807.4	11264.0	12152.0	12924.3	12135.2	11299.8	10704.3	10559.1
62.5°	11849.0	11990.0	12057.3	12564.5	13599.8	14521.4	13614.5	12602.3	11941.6	11785.9
65°	13046.3	13162.1	13237.8	13778.6	14767.6	15691.4	14835.0	13837.5	13157.9	12953.8
67.5°	13604.0	13667.1	13852.3	14464.6	15508.3	16562.5	15685.1	14529.8	13770.2	13412.5
70°	12787.5	12659.2	13105.3	14085.8	15596.7	17097.0	15798.7	14056.4	13126.3	12545.5
72.5°	9881.6	9660.6	10435.0	12112.1	14586.6	16756.1	14687.7	12206.7	10916.8	9738.5
75°	5376.4	5125.9	6194.9	8316.0	11632.3	14523.5	11899.5	8553.8	6897.7	5336.4
77.5°	1517.2	1422.5	2285.2	4023.3	6996.6	10197.2	7266.0	4111.7	2710.3	1607.6
80°	465.0	450.3	610.2	1212.0	2971.2	4884.0	2855.5	1226.8	776.5	490.3
82.5°	275.7	252.5	303.0	441.9	757.5	1534.0	736.5	460.8	370.3	248.3
85°	157.8	147.3	178.9	214.6	254.6	326.2	212.5	218.8	197.8	132.6
87.5°	65.2	58.9	69.4	67.3	58.9	75.8	56.8	67.3	80.0	52.6
90°	0.0	0.0	0.0	0.0	0.0	0.0	0.0	0.0	0.0	0.0

(END C

90°
3693.0
3680.3
3634.0
3583.5
3560.4
3560.4
3575.1
3602.5
3629.8
3642.5
3655.1
3686.6
3758.2
3869.7
4048.6
4296.9
4606.2
4999.7
5464.7
5995.0
6632.6
7404.9
8328.6
9376.5
10432.9
11659.6
12852.7
13416.7
12684.4
10031.0
5683.6
1786.5
517.6
269.3
138.9
48.4
0.0

OF REPORT)